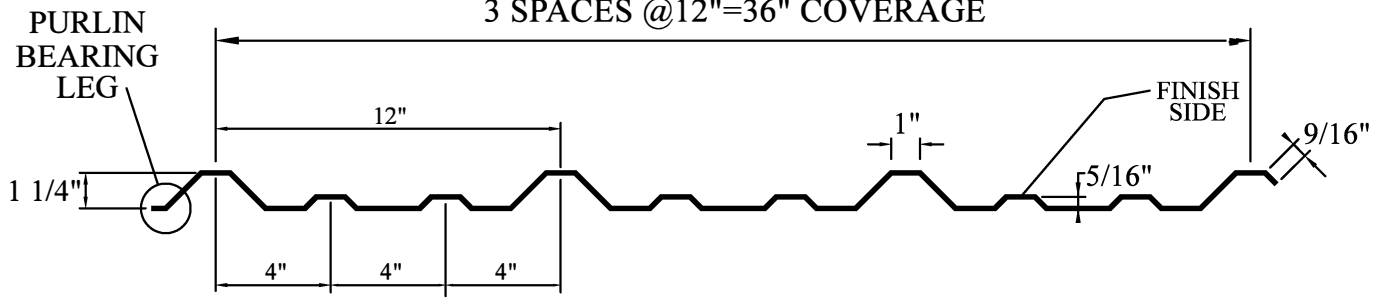


# PBR PANEL QUICK GUIDE

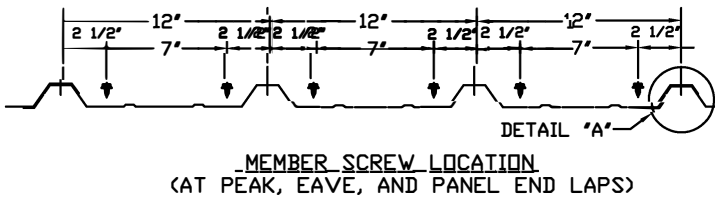
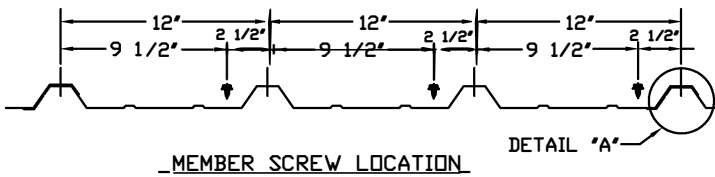


\*See Color Chart for available colors.

† Minimum quantities may be required for some colors. Please inquire.

✕ The Galvalume Plus coating is subject to variances in spangle from coil to coil which may result in noticeable shade variation in installed panels. The Galvalume Plus coating is also subject to differential weathering after panel installation. Panels may appear to be different shades due to this weathering characteristic. If a consistent appearance is required, recommends that pre-painted panels be used in lieu of Galvalume Plus. Shade variation in panels manufactured from Galvalume Plus coated material do not diminish the structural integrity of the product. These shade variations should be anticipated and are not a cause for rejection.

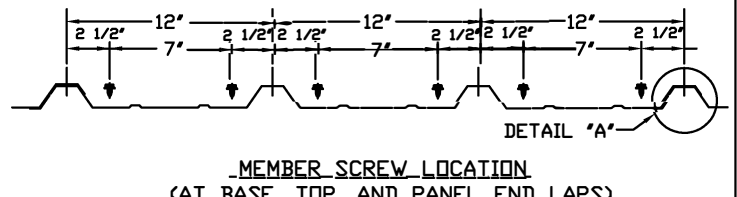
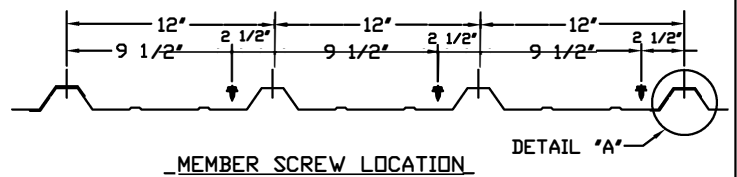
Gauge	Coverage	Yield (psi)	Weight Per Linear Ft.	Finishes
26	36"	80,000	2.8#	Galvalume Plus, SP40, Kynar
24	36"	50,000	3.6#	Galvalume Plus, SP40, Kynar



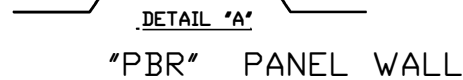
\* LAP SCREWS @ ~30' O.C.

\* FOR UL90, LAP SCREWS @ 20' O.C.

3/8" MASTIC TAPE



(2) SCREWS BETWEEN BASE AND 1st SUPPORT, (1) SCREW BETWEEN ALL OTHER SUPPORTS, (1) SCREW AT ALL SUPPORT LOCATIONS.



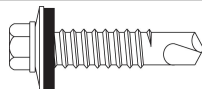
HW-455 INSIDE FOAM CLOSURE



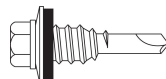
HW-456 OUTSIDE FOAM CLOSURE



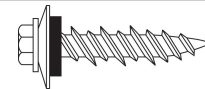
HW-460 UNIVERSAL EXPANDING CLOSURE (13'-1" LONG ROLL)



17A ~ #12-14x1 1/4 Self Driller  
5/16" Hex Head w\ 5/8" O.D. Washer



4A ~ 1/4-14x7/8" Lap TEK  
5/16" Hex Head w\ 5/8" O.D. Washer



8A ~ #10-1" Metal to Wood Fast.  
1/4" Hex Head w\ 1/2" O.D. Washer